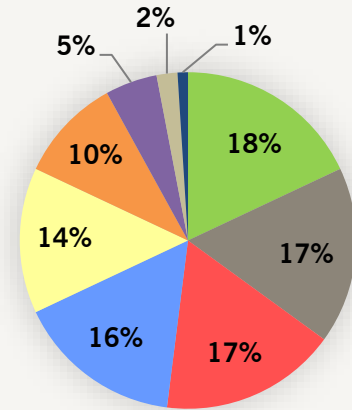
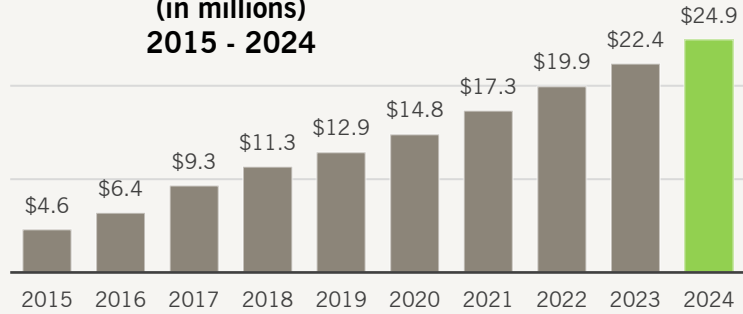


give

CUMULATIVE GRANTS Endowed & Expendable Accounts (in millions) 2015 - 2024

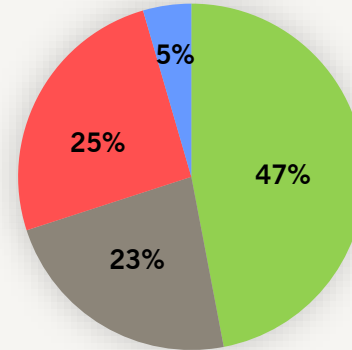
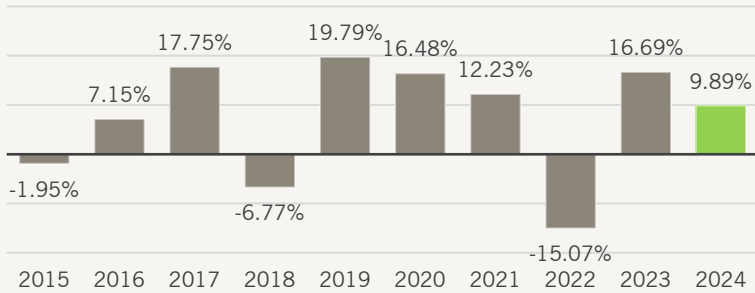


GRANTING AREAS As a Percentage of \$24,943,000

- Education
- Community & Public Benefit
- Human Services
- Scholarships
- Arts & Culture
- Health
- Religion
- Animals & Environment
- Recreation

grow

INVESTMENT PORTFOLIO PERFORMANCE (Net Returns) 2015 - 2024: Average 7.62%

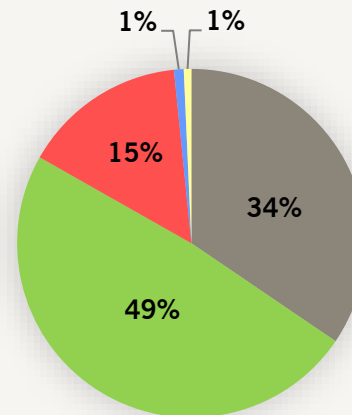
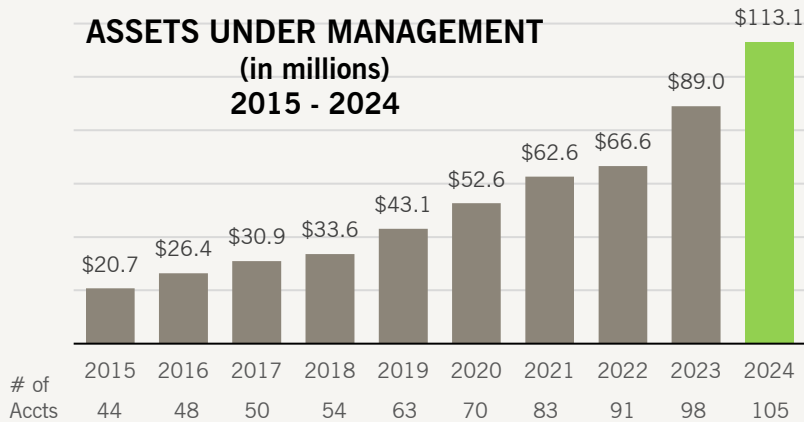


INVESTMENT PORTFOLIO (Target Weighting)

- Equities 70%
 - Domestic
 - International
- Fixed Income 30%
 - Domestic
 - International

gather

ASSETS UNDER MANAGEMENT (in millions) 2015 - 2024



ACCOUNT CATEGORIES As a Percentage of \$113,134,000

- Agency (41 Accounts)**
Used to manage a nonprofit's endowment.
- Donor-Advised (33 Accounts)**
Alternative to a private foundation.
- Designated (22 Accounts)**
Client designates specific beneficiaries.
- Field of Interest (7 Accounts)**
Client supports an area(s) of interest.
- Unrestricted (2 Accounts)**
Client supports ever-changing opportunities.